

# The Prevalence of Elder Abuse; a Community Survey in Japan

E. Kato \*, K. Kondo\*, J. Kuze\*, K. Higuchi\*\*  
\* Nihon Fukushi University, \*\* Gifu University, Japan

## Background&Purpose:

Background: The prevalence of elderly abused in the community, has really not been clearly established.

Purpose: (1) To investigate the prevalence of older people with disabilities who have been neglected or interfered with, or suffered physical, emotional, or financial abuse. (2) To distinguish the characteristics of abuse according to type.

## Methods:

We conducted a community survey in ten municipalities as a part of the "AGES (Aichi Gerontological Evaluation Study)" project in Aichi Prefecture, Japan. Subjects were community-dwelling older people who used personal social services under public long-term care insurance (n=7271). Care managers assessed the care-giving status, including neglect, interference, or abuse.

## Results:

We got data of 5918 cases, and the response rate was 81.3%. Among those, 314 cases (5.3%) were regarded that they had suffered neglect, interference or abuse, while 871 (14.7%) were regarded that they were "unable to deny" that is having the possibility of the risk of such abuse (figure1). We divided them into 3 types; neglect or interference, abuse and composition (figure 2). The rate of aggravation, it was clear that the situation had worsened as compared with one year before. The breakdown was 3.4% no risks, 12.3% neglect or interference, 16.6% abuse, and 19.2% complicated cases (figure 3).

The most common family offender was the daughter-in-law. But, in comparison with no risk cases, the son occupies a high ratio (figure 4).

Figure 1. The Prevalence of Elder Abuse

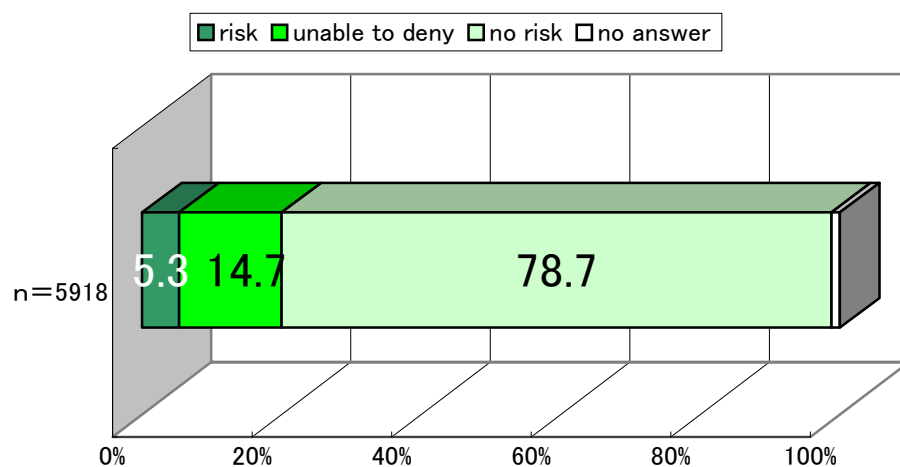


Figure 2. Types of Abuse

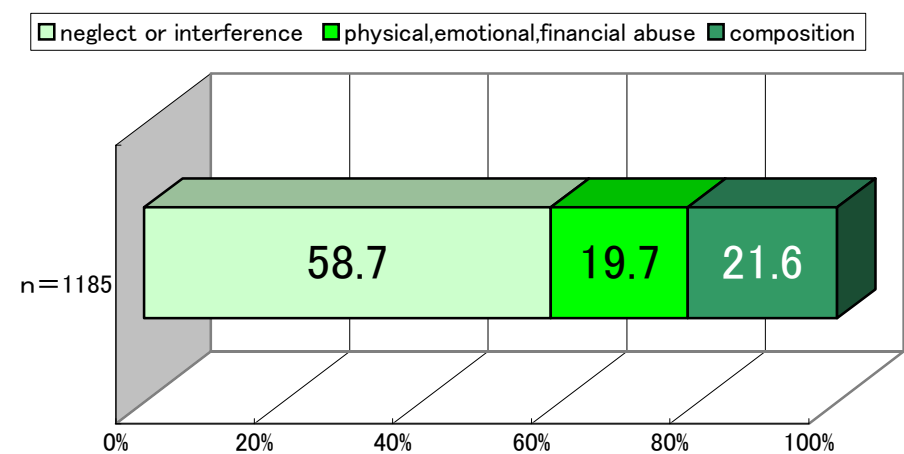


Figure 3. Aggravation rate after one year

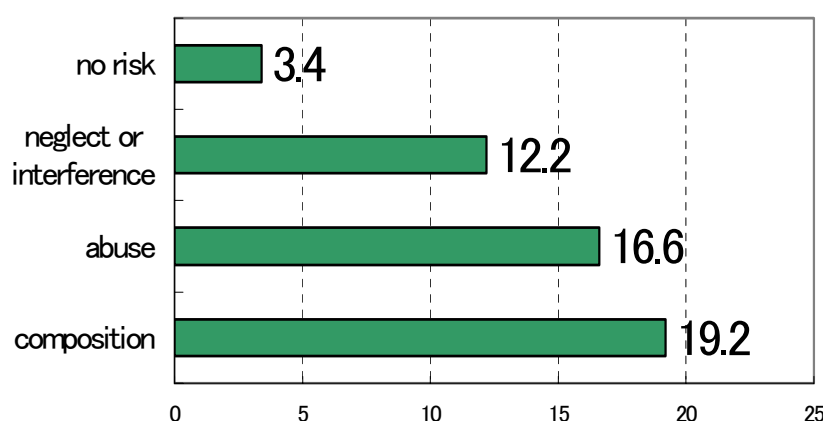
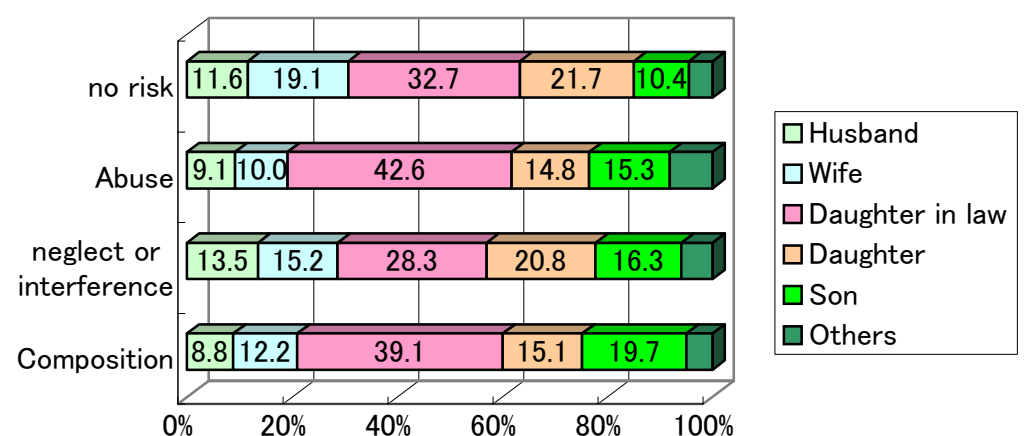


Figure 4. Offender & Victim Relationship



## Conclusions:

(1) The prevalence of abuse among community-dwelling older people with disabilities was 5.3% (95% CI 0.7%, 5.7%), and if suspected cases are also included, it was no less than 20% (95% CI 12.2%, 27.8%). (2) It was a compound type that aggravation rate after one year was the highest. In a compound type, the ratio that a son caregiver occupied was high in comparison with other types.

## Reference:

1)Karl Pillemer and David Finkelhor :The Prevalence of Elder Abuse: A Random Sample Survey. The Gerontological Society of America 28(1): 51-57. (1988)  
2)Mark S. Lachs et al:Risk Factors for Reported Elder Abuse and Neglect: A Nine-Year Observational Cohort Study. J The Gerontologist 37(4):469-474. (1997)

## Acknowledgments:

This research was supported by Grant-in-Aid for Academic Frontier (No.13 2001-2005) and the 21st COE program(33918 I-1 2003-2008) of the Ministry of Education, Culture, Sports, Science and Technology in Japan.